

1 one

WELCOME

ABOUT YOU

Today's Date: ____ / ____ / ____ File #: _____

Patient Name: _____
LAST FIRST MI

What You Prefer To Be Called: _____ Male Female

Birthdate: ____ / ____ / ____ Age: ____ SS#: _____

Mailing Address: _____

CITY STATE ZIP

Home Phone #: _____

Work Phone #: _____ Ext: _____

Other Phone #s: _____

E-Mail Address: _____

Referred By: _____

Employer: _____ How Long? _____

Employer's Address: _____

CITY STATE ZIP

Occupation: _____

Status: Minor Single Married Divorced Separated Widowed

Spouse's Name: _____

Do you have children? Yes No How many? _____

2 two

INSURANCE INFO

Co. Name: _____

Address: _____

CITY STATE ZIP

Phone #: _____

Insured's SS#: _____

Group # (Plan, Local, or Policy #): _____

Insured's Name: _____

Relation: _____ Date of Birth: ____ / ____ / ____

Insured's Employer: _____

Please inform front desk of 2nd. Insurance source.

REASON FOR VISIT

The reason for this visit is a result of (*Please circle*): work, sports, auto, trauma or chronic.

(*Explain what happened*): _____

Please describe the pain & its location: _____

When did condition begin? ____ / ____ / ____

Is this condition getting worse? Yes No Constant Comes and goes

Is this condition interfering with your (*Please Circle*): work, sleep, or daily routine.

If so, please explain: _____

Have you had this or similar conditions in the past? Yes No

If so, please explain: _____

Have you been treated by a Medical Physician for this condition? Yes No

If so, where? _____

Have you ever been treated by a Chiropractor before? Yes No

If so, whom? _____ Phone#: _____

3 three

PLEASE CONTINUE ON BACK

four

IN EVENT OF EMERGENCY

Who should we contact?
Relation:
Home Phone #: Work Phone #:
Who is your Medical Doctor? Phone #:

HEALTH HISTORY

Are you taking any of the following medications?

- ☐ Nerve pills ☐ Pain killers (including aspirin) ☐ Muscle relaxers ☐ Stimulants
☐ Blood Thinners ☐ Tranquilizers ☐ Insulin ☐ Other(s)

Do you have or ever had any of the following diseases or conditions?

- YN Heart Attack / Stroke YN Heart Surg./Pacemaker YN Heart Murmur
YN Congenital Heart Defect YN Mitral Valve Prolapse YN Artificial Valves
YN Alcohol / Drug Abuse YN Venereal Disease YN Hepatitis
YN HIV+ / Aids YN Shingles YN Cancer
YN Frequent Neck Pain YN Emphysema / Glaucoma YN Anemia
YN High/Low Blood Pressure YN Psychiatric Problems YN Rheumatic Fever
YN Severe/Frequent Headaches YN Kidney Problems YN Ulcers / Colitis
YN Fainting/Seizures/Epilepsy YN Sinus Problems YN Asthma
YN Diabetes / Tuberculosis YN Difficulty Breathing YN Chemotherapy
YN Lower Back Problems YN Artificial Bones / Joints YN Arthritis

Please list any other serious medical condition(s) you have or ever had:

Please list anything that you may be allergic to:

List previous surgeries/treatments with dates:

List any past serious accidents with dates:

Family Health History:

Do you: Take Supplements or Vitamins? ☐ Yes ☐ No / Exercise? ☐ Yes ☐ No

Are you on a special diet: ☐ Yes ☐ No / Since: / /

Do you smoke? ☐ No ☐ Yes / How Much? How Long?

Are you wearing: ☐ Heel Lifts ☐ Sole lifts ☐ Inner soles ☐ Arch supports

What is the age of your mattress? Is it comfortable? ☐ Yes ☐ No

For women: Are you taking Birth Control? ☐ Yes ☐ No

Are you Pregnant? ☐ No ☐ Yes/How long? Nursing? ☐ Yes ☐ No

five

six

ACCOUNT INFO

Person ultimately responsible for account

Name:

Relation:

Billing Address:

CITY STATE ZIP

SSN:

D.L.#:

Work Phone#:

Payment method: ☐ CASH ☐ Check

☐ Credit Card - Enter card # above (if accepted)

I hereby authorize assignment of my insurance rights and benefits directly to the provider for services rendered. I fully understand I am solely responsible for any balance not paid by my insurance company (if offered at this office).

- We invite you to discuss with us any questions regarding our services. The best health services are based on a friendly, mutual understanding between provider and patient.
■ Our policy requires payment in full for all services rendered at the time of visit, unless other arrangements have been made with the business manager. If account is not paid within 90 days of the date of service and no financial arrangements have been made, you will be responsible for legal fees, collection agency fees, and any other expenses incurred in collecting your account.
■ I authorize the staff to perform any necessary services needed during diagnosis and treatment. I also authorize the provider and or managed care organization, to release any information required to process insurance claims.
■ I understand the above information and guarantee this form was completed correctly to the best of my knowledge and understand it is my responsibility to inform this office of any changes to the information I have provided.

Signature Date / /

☐ Adult Patient ☐ Parent or Guardian ☐ Spouse

PLEASE RECYCLE SO THAT WE MAY PRESERVE THE HEALTH OF OUR PLANET.

AUTO / WORK RELATED ACCIDENT

1 one

2a twoa

ABOUT YOU

Today's Date: ___ / ___ / ___ File #: _____

Name: _____

2b twob

WORK RELATED ACCIDENT

Date & Time of Accident: _____ a.m. p.m.

Was your accident directly related to your work?
 Yes No

Briefly describe the events that occurred just before and during your accident: _____

Give the address where accident occurred: (if other than employer's address) _____

Was anyone else present during your accident?
 Yes No

Did you report your accident to your employer?
 Yes No

What recommendations did your employer make just after your accident? _____

Has this type of accident happened to you before?
 Yes No

To the best of your knowledge, has this accident occurred in your workplace before? Yes No

In general:

Is your job physically stressful? Yes No

Is your job mentally stressful? Yes No

Is your workplace noisy? Yes No

Have you changed jobs in the last year? Yes No

AUTO RELATED ACCIDENT

Date & Time of Accident: _____ a.m. p.m.

Were you the: Driver Front Passenger Rear Passenger

If a traffic violation was issued, to whom was it issued?

Number of people in accident vehicle? _____

Did the police come to the accident site? .. Yes No

Was a police report filed? Yes No

Were there any witnesses? Yes No

Were you wearing your seat belt? Yes No

Was this vehicle equipped with airbags? .. Yes No

If yes, did it/they inflate? Yes No

In relation to the base of your skull, where was the headrest? Above Below At base of skull

What did your vehicle impact? Another vehicle Other

If other, explain: _____

Did any part of your body strike anything in the vehicle? Yes No

If yes, please describe: _____

Make & model of the vehicle you were occupying?

Name of the location/street on which you were traveling?

In which direction were you headed? N S E W

What was the approx. speed of your vehicle? _____

Did the impact to your vehicle come from the:

Front Rear Right Side Left Side Other

During impact, were you facing: Right Left Forward

Were you aware or surprised by the impact?

If accident vehicle made impact with another vehicle...

Make and model of that other vehicle? _____

Direction other vehicle was headed? N S E W

Speed of the other vehicle? _____

In your words, please describe the accident: _____

PLEASE CONTINUE ON BACK

three

AFTER INJURY

Did accident render you unconscious? Yes No

If yes, for how long? _____

Please describe how you felt immediately after the accident:

Have you gone to a Hospital or seen any other Doctor? Yes No

When did you go? Just after accident The next day 2 days plus

How did you get there? Ambulance or Private transportation

Name of Hospital and/or Attending doctor: _____

Was he/she a: D.C. M.D. D.O. D.D.S.

Describe any treatment you received: _____

Were X-rays taken? Yes No

Was medication prescribed? Yes No

Have you been able to work since this injury? Yes No

Are your work activities restricted as a result of this injury?

Yes No

Indicate the symptoms that are a result of this accident:

- | | | | |
|---|--|--|--|
| <input type="checkbox"/> Dizziness | <input type="checkbox"/> Difficulty sleeping | <input type="checkbox"/> Jaw problems | <input type="checkbox"/> Nausea |
| <input type="checkbox"/> Memory loss | <input type="checkbox"/> Irritability | <input type="checkbox"/> Arms/Shoulder pain | <input type="checkbox"/> Back pain |
| <input type="checkbox"/> Headache(s) | <input type="checkbox"/> Fatigue | <input type="checkbox"/> Numb Hands/Fingers | <input type="checkbox"/> Lower back pain |
| <input type="checkbox"/> Blurred vision | <input type="checkbox"/> Tension | <input type="checkbox"/> Chest pain | <input type="checkbox"/> Back stiffness |
| <input type="checkbox"/> Buzzing in ear | <input type="checkbox"/> Neck pain | <input type="checkbox"/> Shortness of breath | <input type="checkbox"/> Leg pain |
| <input type="checkbox"/> Ears ringing | <input type="checkbox"/> Neck stiff | <input type="checkbox"/> Stomach upset | <input type="checkbox"/> Numb Feet/Toes |
| <input type="checkbox"/> Other _____ | | | |

Is your condition getting worse?

Yes No Constant Comes & goes

Indicate your degree of comfort while performing the following activities:

	Comfortable	Uncomfortable <small>even if only sometimes</small>	Painful
Lying on back	<input type="checkbox"/>	<input type="checkbox"/>	<input type="checkbox"/>
Lying on side	<input type="checkbox"/>	<input type="checkbox"/>	<input type="checkbox"/>
Lying on stomach	<input type="checkbox"/>	<input type="checkbox"/>	<input type="checkbox"/>
Sitting	<input type="checkbox"/>	<input type="checkbox"/>	<input type="checkbox"/>
Standing	<input type="checkbox"/>	<input type="checkbox"/>	<input type="checkbox"/>
Stretching	<input type="checkbox"/>	<input type="checkbox"/>	<input type="checkbox"/>
Lovemaking	<input type="checkbox"/>	<input type="checkbox"/>	<input type="checkbox"/>
Walking	<input type="checkbox"/>	<input type="checkbox"/>	<input type="checkbox"/>
Running	<input type="checkbox"/>	<input type="checkbox"/>	<input type="checkbox"/>
Sports	<input type="checkbox"/>	<input type="checkbox"/>	<input type="checkbox"/>
Working	<input type="checkbox"/>	<input type="checkbox"/>	<input type="checkbox"/>
Lifting	<input type="checkbox"/>	<input type="checkbox"/>	<input type="checkbox"/>
Bending	<input type="checkbox"/>	<input type="checkbox"/>	<input type="checkbox"/>
Kneeling	<input type="checkbox"/>	<input type="checkbox"/>	<input type="checkbox"/>
Pulling	<input type="checkbox"/>	<input type="checkbox"/>	<input type="checkbox"/>
Reaching	<input type="checkbox"/>	<input type="checkbox"/>	<input type="checkbox"/>

Have you retained an attorney: Yes No

If yes, whom: _____

His/Her Phone #: _____

four

RECOVERY

To evaluate the effect that continuing work will have on your recovery please complete the following:

How many hours are in your normal work day? _____

Please indicate your daily job duties and any activities which you are occasionally asked to perform.

- | | | |
|-----------------------------------|-----------------------------------|--|
| <input type="checkbox"/> Standing | <input type="checkbox"/> Driving | <input type="checkbox"/> Operating equipment |
| <input type="checkbox"/> Sitting | <input type="checkbox"/> Twisting | <input type="checkbox"/> Work with arms above head |
| <input type="checkbox"/> Walking | <input type="checkbox"/> Crawling | <input type="checkbox"/> Typing |
| <input type="checkbox"/> Lifting | <input type="checkbox"/> Bending | <input type="checkbox"/> Stooping |

Other _____

What positions can you work in with minimum physical effort and for how long? _____ N/A

Prior to the injury were you capable of working on an equal basis with others your age? . . Yes No N/A

Do you work with others who can help you with any heavy lifting? Yes No N/A

While in recovery, is there any light duty work you could request? Yes No N/A

five

ADDITIONAL INSURANCE

2nd Insurance Source or Auto Insurance

Type of Insurance: _____

Co. Name: _____

Address: _____

Phone #: _____

Insured's Name: _____

Policy #: _____ Claim #: _____

Insured's SS #: _____ D.O.B. / /

Insured's Employer: _____

Agent's Name: _____

If any of your medical or account information has changed, please inform our front desk personnel. Please remember you are ultimately responsible for your account.

_____/_____/_____
SIGNATURE DATE

OFFICE USE ONLY OFFICE USE ONLY OFFICE USE ONLY OFFICE USE ONLY OFFICE USE ONLY

PAIN CHART

ABOUT YOU

Name: _____ File #: _____

What is your current weight: _____ lbs., and height, _____ Ft. _____ In..

Please describe your condition:

Signature: _____ Date: ____ / ____ / ____

SHOW US WHERE IT HURTS

Please mark **area(s)** of injury or discomfort as shown in the example below. Mark all areas with the appropriate symbols and indicate the degree of pain using a scale from 1 (discomfort) to 10 (extreme pain).

Description → Numbness
Symbol → NNNN

Pins & Needles
PPPP

Burning
BBBB

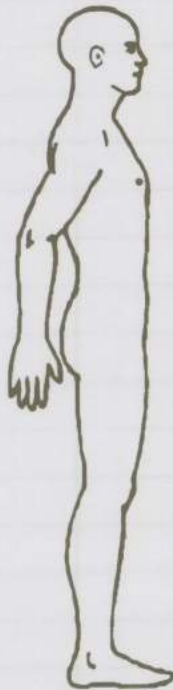
Aching
AAAA

Stabbing
SSSS

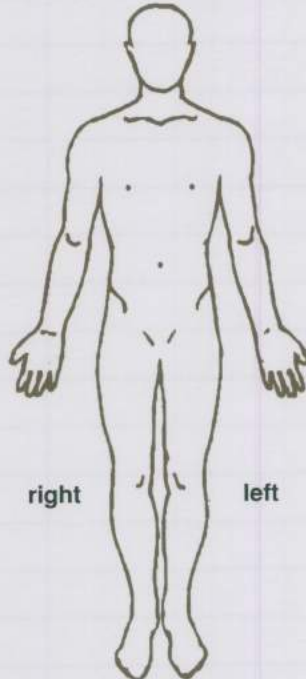
○ Circle any area of pain not represented by a symbol.



Example



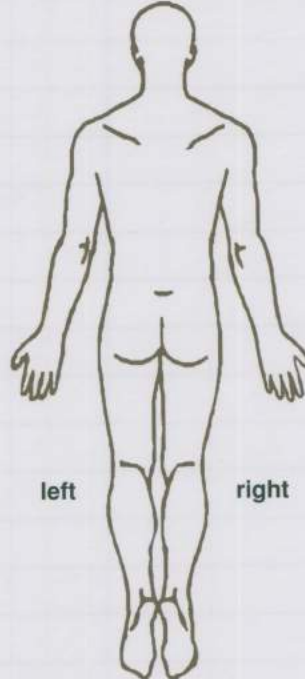
Right



right

left

Front



left

right

Back



Left

DOCTOR'S NOTES
